

The Gigabit Revolution

Gigabit for all takes a giant step forward with Siklu's MultiHaul™ TG series



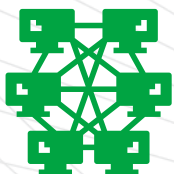
Gigabit Wireless Access Now Enhanced with Terragraph Compatibility.

With our N366 connecting to other N366 nodes, or our TU series the MultiHaul TG product line offers the greatest flexibility in delivering gigabit connections in dense environments. The acronym GTTX means gigabit to the office, the MDU (multi-dwelling unit), or even the home. Providing this level of service at a customer-friendly price combined with an acceptable ROI requires advances in many aspects of network operations, from design methodologies to self-organizing and optimizing capabilities via automated provisioning and simple deployments. Siklu has developed and enhanced technologies in RF design and wireless network protocols to enable and drive GTTX for all.

Terragraph is the Gigabit wireless technology designed to meet the growing demand for reliable, high-speed internet access in urban and suburban environments. With the Terragraph certified MultiHaul™ TG series, we are lowering the cost of delivering services to homes, businesses, and within Smart City Broadband or IoT applications. The TG series consists of Nodes and Terminal Units (TUs). Siklu's N366 is an integrated Terragraph certified multi-DN that provides 360-degree coverage, can self-organize into a neighborhood L2 SDN mesh, and provides just under 16Gbps of total capacity. The MultiHaul TG TU's act as clients to the Nodes when operating in PtMP mode or as high-capacity links in PtP mode. Siklu offers a selection of TUs based on application needs in terms of the number of ports and/or range required.

Read about the unique benefits and differentiators of Siklu's MultiHaul™ TG series below:

MESH Topology



The N366 is deployed as a mesh node, with the built-in self-backhaul connecting to additional N366 devices, TUs, or to a network POP. The POP connection can be via ether fiber or our EtherHaul™ PtP links with up to 10Gbps full-duplex capacity. The ability to create multiple self-backhaul links enables diverse traffic routing to support differentiated SLA levels, as well as carrier-grade make-before-break redundancy with sub-50ms traffic switch-over.



Custom SaaS



Siklu's advanced SmartHaul™ tools, WINDE for network design, and ENMS for management both support the MultiHaul TG series. With the advent of Software Defined Network infrastructure, Siklu continues to blend leading hardware platforms with our system of software. Applications focused on reducing the Total Cost of Ownership, adding our Runner for centralized and automated operations of the L2 SDN mesh network. All of Siklu's SmartHaul™ software systems can be Cloud-based or premise located.

Self-Organizing, Self-Healing Networks




Siklu's self-organizing protocols tightly integrated with our SmartHaul™ Runner ensure smooth deployments of L2 SDN mesh networks across a neighborhood or an entire city, with no service disruptions from link or N366 node failures. The L2 SDN mesh network will automatically establish connectivity between all nodes, and reroute traffic based on performance in terms of capacity, oversubscription and even latency to determine the best paths. In addition, Runner provides on-going, dynamic optimization in response to changing traffic patterns and RF link quality.

Rapid and simple deployment



Combining the advanced self-organizing centralized controls and provisioning with superior automatic beam steering means installations can be done quickly and with minimal skillsets. If the units can "see" each other, they automatically connect, installation is a matter of physical mounting and providing power. That's it.

Flexible and Powerful

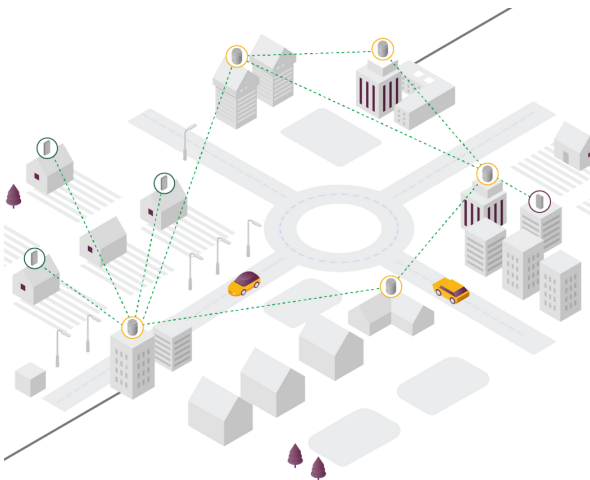


Deployment options and requirements are almost endless. Each network may have critical sites that require redundant connectivity, or perhaps multiple ports with optional PoE-Out, or a fiber handoff from the Node or TU. You may need full 360° coverage or maybe just 90°. Maybe you need a compact CPE, or one with extended range. Siklu understands these realities after working with service providers and telecom organizations of all sizes. This is reflected in our diverse range of Terminal Units, flexible and adaptable to meet the widest range of needs.

Leading in mmWaves Technology.

Broadest portfolio of mmWave systems in the market

The MultiHaul™ TG series continues to support critical features customers have come to rely on. With 1/2.5/5/10GE, copper or fiber option ports, the N366, the TU265 and the TU280 provide maximum flexibility when integrating into existing networks, be they fiber or wireless. Siklu remains committed to delivering not only fast but also secure networks. Supporting VLAN and QinQ, AES, 802.1x and other hardening features, service providers can be assured their network is protected and customers can be confident their data is safe.



Siklu continues to be the leader in mmWave systems, offering the broadest portfolio of mmWave in the market, PTP (EtherHaul™), PtMP (MultiHaul™) and now mesh products (MultiHaul™ TG). Deploying Gigabit connections to customers is not a one size fits all scenario. At Siklu we understand this and with the MultiHaul TG series we continue to provide solutions that deliver robust and sustainable ROIs to service providers and smart cities across the globe.

SikluCare Service and Support

“SikluCare” is our enhanced program of customer service and support, with an emphasis on unparalleled 24x7 support and additional online or in-person maintenance, deployment assistance, and other options. SikluCare is a user-focused community that offers pre-sales training, network design and post-sales monitoring, optimization, and new extended warranty and service plans.



Radio and Network
Planning



Implementation and
Integration



SikluCare Training
Programs



SikluCare Warranty
and Support Plans



Monitoring and
Optimization

Contact Siklu

North America

530 Technology Drive, Suite 281, Irvine CA, 92618,
USA

Sales and General Inquiries: +201 267 9597

Support: +1 412 345 1612

Fax: +201 267 9721

UK

uk@siklu.com

Tel: +44 (0)20 3287 9100

EMEA

emea@siklu.com

Israel

43 HaSivim St. Petach Tikva 4959501, Israel

Sales and General Inquiries: +972 72 2454100

Support: +972 72 2454106

Fax: + 972 3 9214162

CALA

cala@siklu.com

Tel: +52 55 2702 6529

Japan

japan@siklu.com

Tel: +81 90 9445 65

APAC

apac@siklu.com

